

# Energy performance certificate (EPC)

27, Grange Avenue  
Flimby  
MARYPORT  
CA15 8RE

Energy rating

E

Valid until: 26 July 2026

Certificate number: 8016-7223-4730-7643-9926

**Property type**

Semi-detached house

**Total floor area**

69 square metres

## Rules on letting this property

Properties can be let if they have an energy rating from A to E.

You can read [guidance for landlords on the regulations and exemptions \(https://www.gov.uk/guidance/domestic-private-rented-property-minimum-energy-efficiency-standard-landlord-guidance\)](https://www.gov.uk/guidance/domestic-private-rented-property-minimum-energy-efficiency-standard-landlord-guidance).

## Energy rating and score

This property's energy rating is E. It has the potential to be B.

[See how to improve this property's energy efficiency.](#)

Score	Energy rating	Current	Potential
92+	A		
81-91	B		85 B
69-80	C		
55-68	D		
39-54	E	53 E	
21-38	F		
1-20	G		

The graph shows this property's current and potential energy rating.

**Properties get a rating from A (best) to G (worst) and a score.** The better the rating and score, the lower your energy bills are likely to be.

For properties in England and Wales:

- the average energy rating is D
- the average energy score is 60

## Breakdown of property's energy performance

# Features in this property

Features get a rating from very good to very poor, based on how energy efficient they are. Ratings are not based on how well features work or their condition.

Assumed ratings are based on the property's age and type. They are used for features the assessor could not inspect.

Feature	Description	Rating
Wall	Cavity wall, as built, no insulation (assumed)	Poor
Roof	Pitched, 25 mm loft insulation	Poor
Window	Fully double glazed	Average
Main heating	Boiler and radiators, mains gas	Good
Main heating control	Programmer, TRVs and bypass	Average
Hot water	From main system	Good
Lighting	Low energy lighting in 22% of fixed outlets	Poor
Floor	Solid, no insulation (assumed)	N/A
Secondary heating	Room heaters, mains gas	N/A

## Primary energy use

The primary energy use for this property per year is 389 kilowatt hours per square metre (kWh/m<sup>2</sup>).

► [About primary energy use](#)

## Additional information

Additional information about this property:

- Cavity fill is recommended

## How this affects your energy bills

An average household would need to spend **£1,072 per year on heating, hot water and lighting** in this property. These costs usually make up the majority of your energy bills.

You could **save £488 per year** if you complete the suggested steps for improving this property's energy rating.

This is **based on average costs in 2016** when this EPC was created. People living at the property may use different amounts of energy for heating, hot water and lighting.

## Heating this property

Estimated energy needed in this property is:

- 12,009 kWh per year for heating
- 1,992 kWh per year for hot water

## Impact on the environment

This property's environmental impact rating is E. It has the potential to be B.

Properties get a rating from A (best) to G (worst) on how much carbon dioxide (CO<sub>2</sub>) they produce each year.

## Carbon emissions

**An average household produces**

6 tonnes of CO<sub>2</sub>

**This property produces**

4.8 tonnes of CO<sub>2</sub>


You could improve this property's CO2 emissions by making the suggested changes. This will help to protect the environment.

These ratings are based on assumptions about average occupancy and energy use. People living at the property may use different amounts of energy.


# Changes you could make

▶ [Do I need to follow these steps in order?](#)


## Step 1: Increase loft insulation to 270 mm

Typical installation cost	£100 - £350
Typical yearly saving	£74
Potential rating after completing step 1	 56 D


## Step 2: Cavity wall insulation

Typical installation cost	£500 - £1,500
Typical yearly saving	£225
Potential rating after completing steps 1 and 2	 66 D


## Step 3: Floor insulation (solid floor)

Typical installation cost	£4,000 - £6,000
Typical yearly saving	£47
Potential rating after completing steps 1 to 3	 68 D

## Step 4: Low energy lighting

Typical installation cost	£35
Typical yearly saving	£30
Potential rating after completing steps 1 to 4	 69 C

## Step 5: Heating controls (room thermostat)

Typical installation cost	£350 - £450
Typical yearly saving	£27
Potential rating after completing steps 1 to 5	 70 C

## Step 6: Replace boiler with new condensing boiler

Typical installation cost	£2,200 - £3,000
Typical yearly saving	£52

Potential rating after completing steps 1 to 6

72 C

## Step 7: Solar water heating

Typical installation cost £4,000 - £6,000

Typical yearly saving £34

Potential rating after completing steps 1 to 7

74 C

## Step 8: Solar photovoltaic panels, 2.5 kWp

Typical installation cost £5,000 - £8,000

Typical yearly saving £279

Potential rating after completing steps 1 to 8

85 B

## Help paying for energy improvements

You might be able to get a grant from the [Boiler Upgrade Scheme \(https://www.gov.uk/apply-boiler-upgrade-scheme\)](https://www.gov.uk/apply-boiler-upgrade-scheme). This will help you buy a more efficient, low carbon heating system for this property.

## More ways to save energy

[Find ways to save energy in your home](#)

## Who to contact about this certificate

### Contacting the assessor

If you're unhappy about your property's energy assessment or certificate, you can complain to the assessor who created it.

Assessor's name	Richard Smith
Telephone	07725049671
Email	<a href="mailto:smricha885@aol.com">smricha885@aol.com</a>

### Contacting the accreditation scheme

If you're still unhappy after contacting the assessor, you should contact the assessor's accreditation scheme.

Accreditation scheme	Quidos Limited
Assessor's ID	QUID201808
Telephone	01225 667 570
Email	<a href="mailto:info@quidos.co.uk">info@quidos.co.uk</a>

## About this assessment

Assessor's declaration	No related party
Date of assessment	27 July 2016
Date of certificate	27 July 2016
Type of assessment	<a href="#">▶ RdSAP</a>

## Other certificates for this property

If you are aware of previous certificates for this property and they are not listed here, please contact us at [dluhc.digital-services@levellingup.gov.uk](mailto:dluhc.digital-services@levellingup.gov.uk) or call our helpdesk on 020 3829 0748 (Monday to Friday, 9am to 5pm).

There are no related certificates for this property.

[Help \(/help\)](#) [Accessibility \(/accessibility-statement\)](#) [Cookies \(/cookies\)](#)

[Give feedback \(https://forms.office.com/e/hUnC3Xq1T4\)](https://forms.office.com/e/hUnC3Xq1T4) [Service performance \(/service-performance\)](#)

### OGL

All content is available under the [Open Government Licence v3.0 \(https://www.nationalarchives.gov.uk/doc/open-government-licence/version/3/\)](https://www.nationalarchives.gov.uk/doc/open-government-licence/version/3/), except where otherwise stated



[ght \(https://www.nationalarchives.gov.uk/information-management/re-using-public-sector-information/uk-government-licensing-framework/cr](https://www.nationalarchives.gov.uk/information-management/re-using-public-sector-information/uk-government-licensing-framework/cr)